

使用視覺支援

怎樣使用視覺支援

視覺支援可幫助你和子女溝通，也幫助你的子女和你溝通。如果可以對孩子以說話配合實物，可幫助他們的理解和學習。

為甚麼有效用：

視覺訊息是永久的提示

提供語言和非語言訊息

包括詞語、標誌、符號和物品

減少語言訊息，讓視覺訊息更清晰

首先，問問自己：

我的孩子有些甚麼困難？

我的孩子喜歡甚麼？

我的孩子有甚麼興趣，擅長甚麼？

我的孩子已經可以做些甚麼事情？


人人都可以製作和使用視覺支援，以下是一些建議：



利用物品展示孩子要
做的事情



利用肢體動作、語音高
低變化和手勢



拍攝地方和人物的照片



圖文並茂



製作清單



社交情境故事 — 代入孩子自
己和或孩子最喜愛的人物



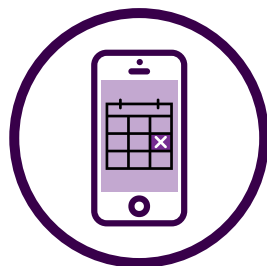
在互聯網找圖像



利用顏色為慣常程序和
說明分類



製作漫畫劇本：使用火柴
人和對話框，一邊繪畫，
一邊說故事



電話的應用程式，即：
計時器，日程安排



和子女每次做一件事情

如果你擔心子女的發展，諮詢可以協助你子女的醫生或專業人士。最好和別人商談，不要只是採取‘觀望’的態度。

Using Visual Supports

How to use visual supports

Visual supports can help you to communicate with your child and help your child to communicate with you. If children hear and see things at the same time it can support them to understand and learn.

Why they work:

Visual messages are a permanent reminder

They give a verbal and non-verbal message

They include words, signs, symbols and objects

They limit verbal messages to make the visual message clearer

First, ask yourself:

What does my child find difficult?

What does my child like?

What are my child's interests and what is he or she really good at?

What can my child already do?


Anyone can make and use visual supports. Here are some ideas for you:



use objects to show
your child what to do



use body movements,
voice range and gestures



take photos of places
and people



put words with pictures



make checklists



social story – use your child or
your child's favourite character



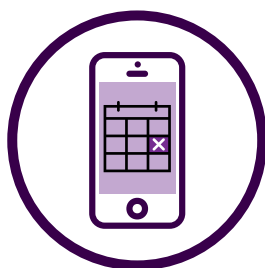
find images on the internet



colour code routines
and instructions



make a comic book script:
draw and tell the story as
you go, using stick figures
and speech bubbles



apps on phones,
i.e. timers, schedules



do one thing at a
time with your child

If you are concerned about your child's development, see your doctor or a professional that helps your child. It is better to talk to someone than to 'wait and see'.