


Part 1: Understanding Sensory Processing



Acknowledgement of Country



First Nations people are advised that this workshop may contain images and voices of people who are no longer with us.



Introductions

Learning intentions




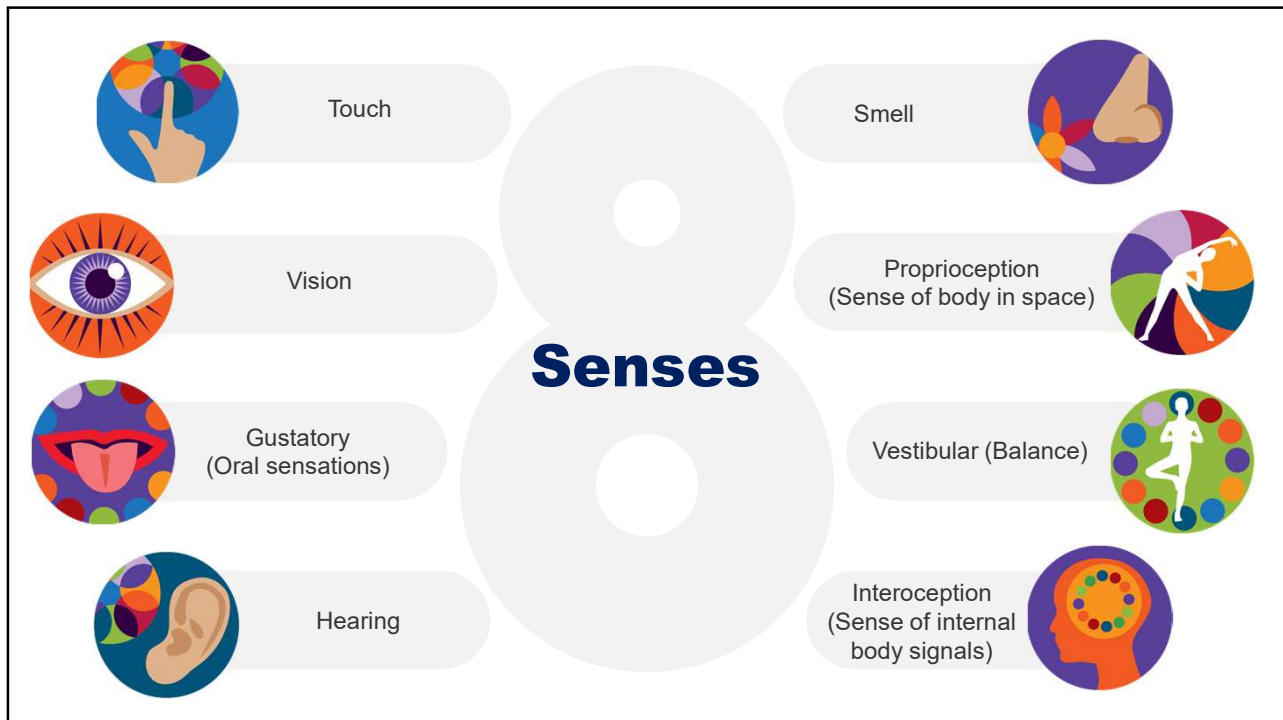
Explore sensory processing



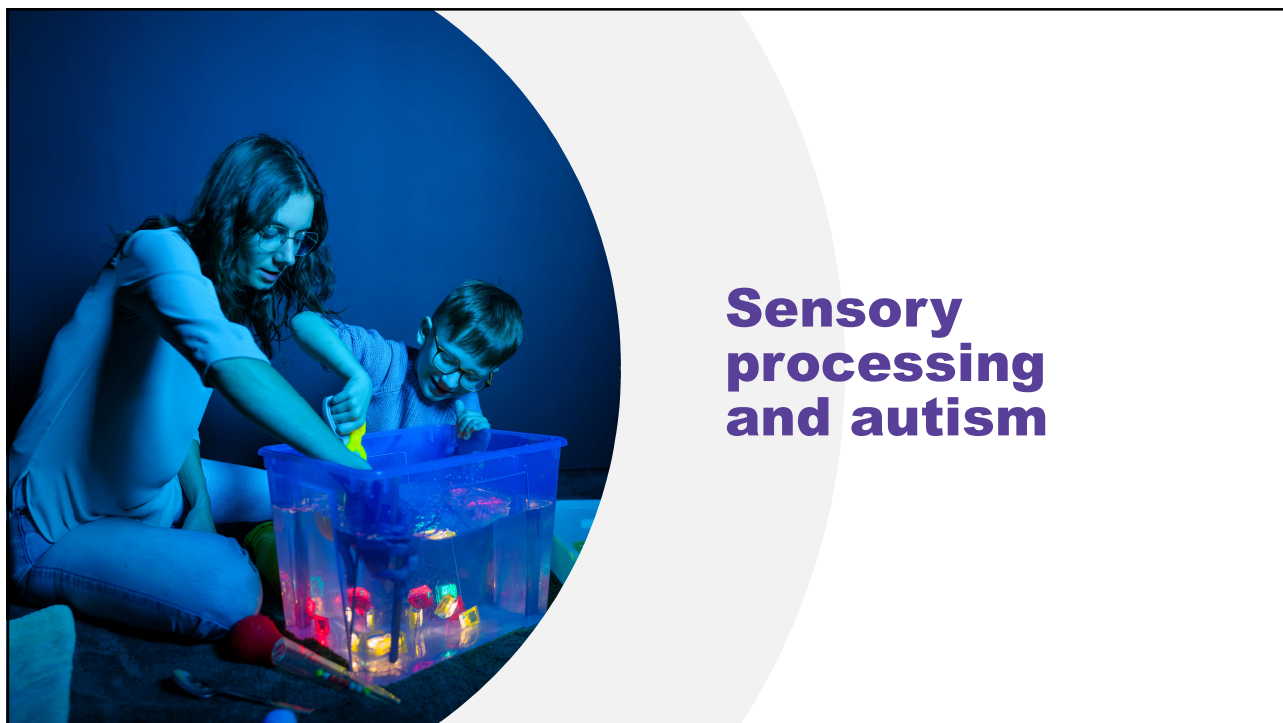
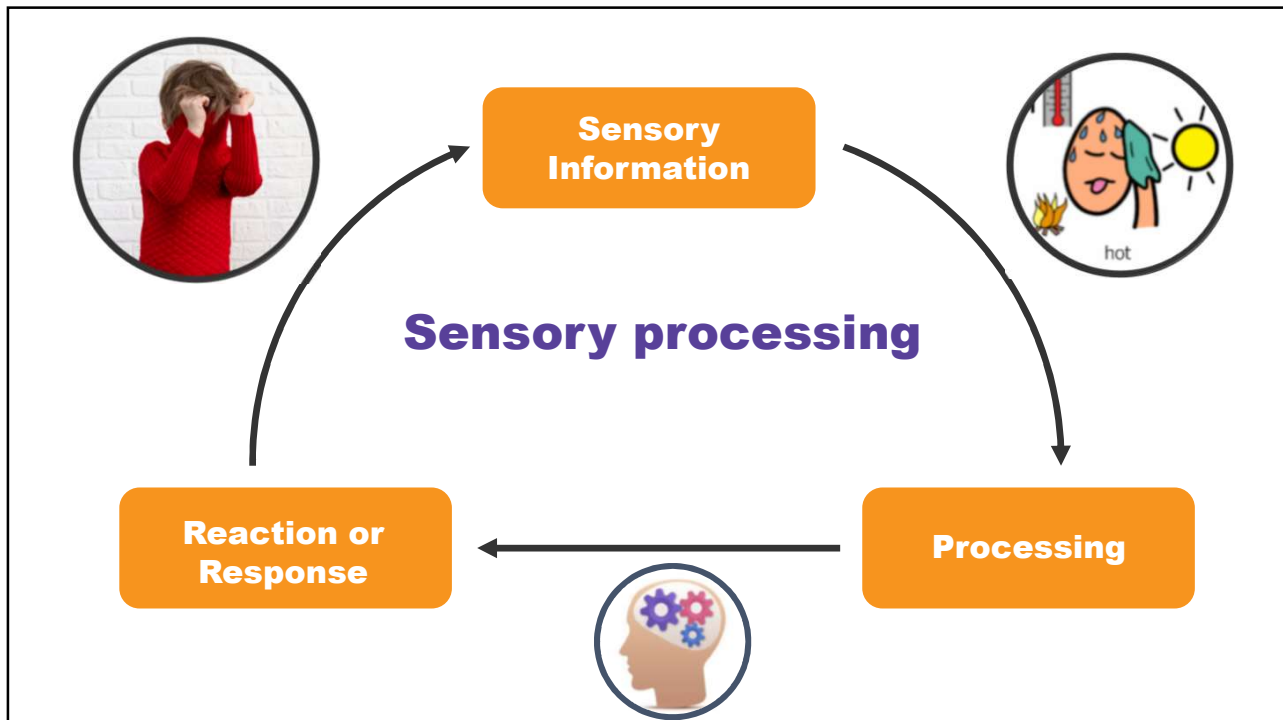
Consider the sensory differences autistic individuals may experience

A photograph of a man with a beard and glasses, wearing a blue shirt, sitting in a meditative pose on a rug in a living room. In the background, a young girl in a yellow dress and a young boy in a striped shirt are playing on a brown sofa. The room has a bookshelf and a window with curtains.

ACTIVITY



What is sensory processing?






**What can
sensory
processing
differences feel
like?**



**What are the
impacts of
sensory
processing
differences?**

How it looks



How it feels





What can sensory processing differences feel like?

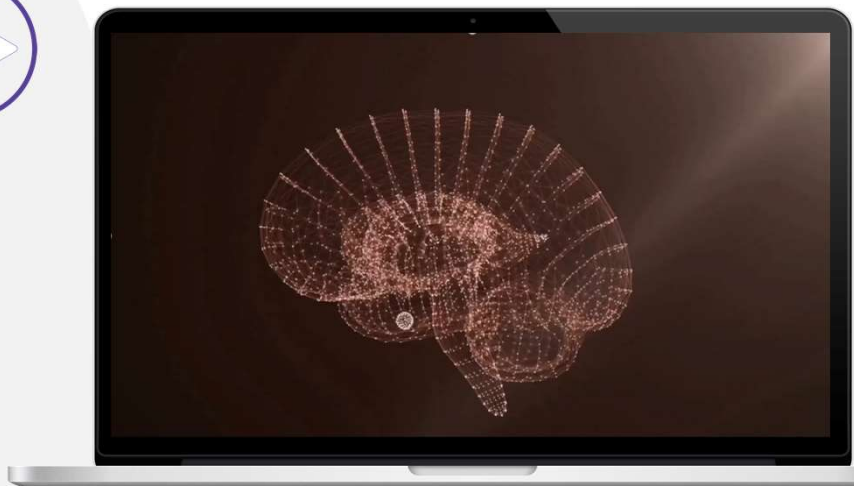


Adapted from 'Spectrum: A Story of the Mind'

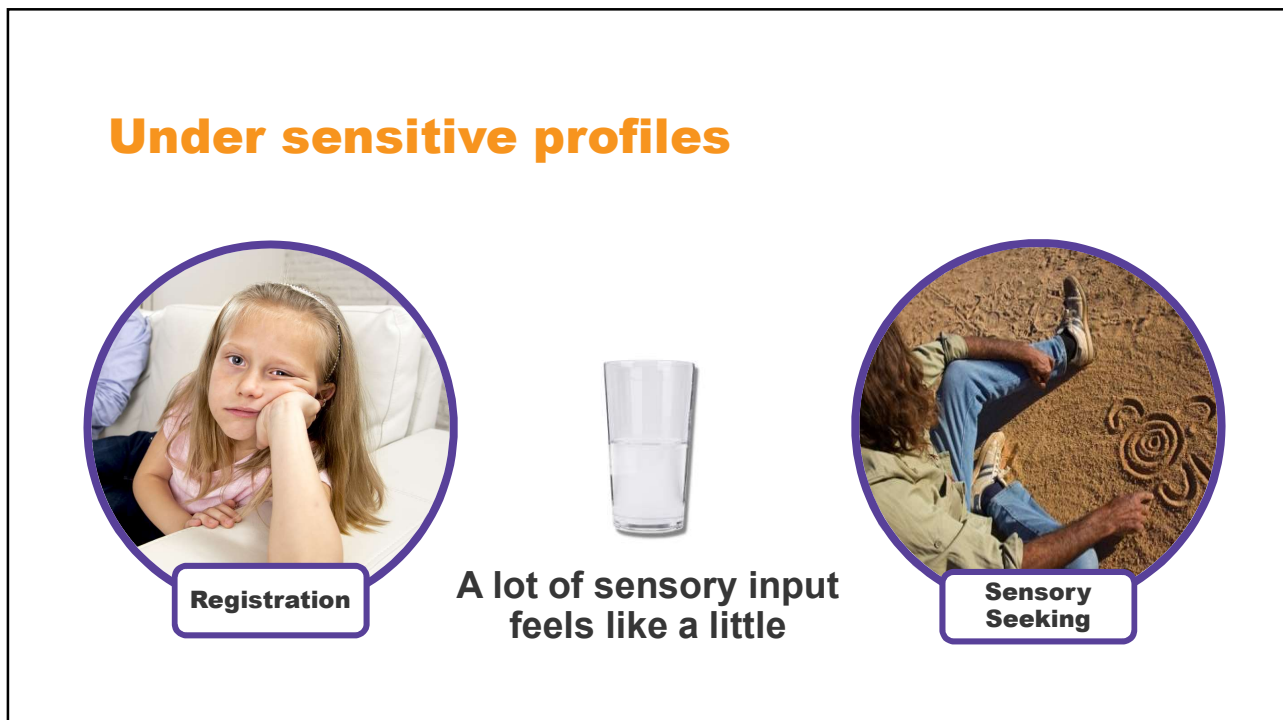
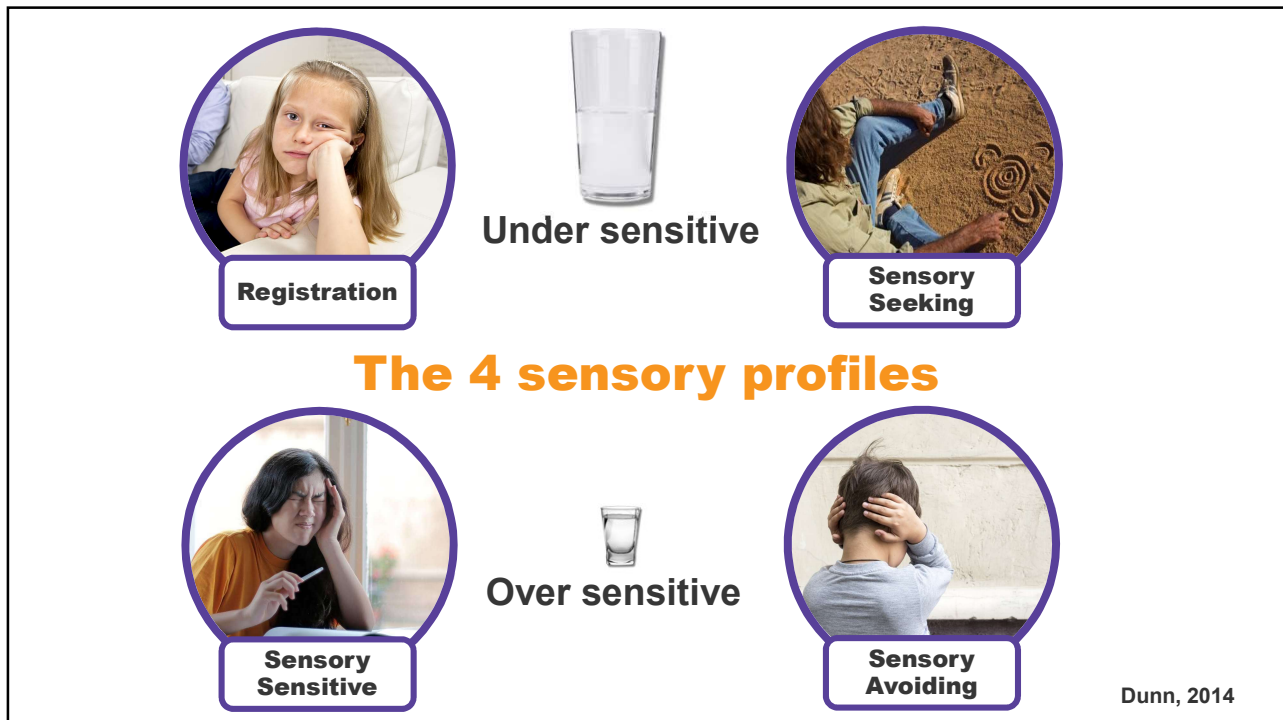
 positive
partnerships




Over and under sensitive



 positive
partnerships



Over sensitive profiles



**Sensory
Sensitive**



A little sensory input
feels like a lot




**Sensory
Avoiding**

**Sensory
processing
and context**




Sensory processing and context









Sensory Tool

Sensory Tool

Name_____Date_____

positive partnerships
Working together to support autistic school-aged students

	Under sensitive observations 'A lot feels like a little'	Over sensitive observations 'A little feels like a lot'	Possible strategies
Tactile (Touch) 			
Visual (Sight) 			
Gustatory (Oral Sensations) 			
Auditory (Sound) 			
Olfactory (Smell) 			
Vestibular (Movement) 			
Proprioception 			
Interoception 			

Positive Partnerships is funded by the Australian Government Department of Education. The views expressed within this program do not necessarily represent the views of the Australian Government or the Australian Government Department of Education.

Sensory processing resources

Sensory Tool Name: _____ Date: _____

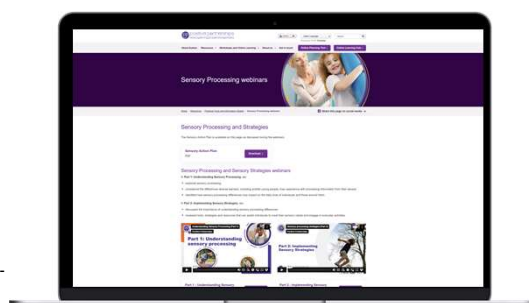
positive partnerships
empowering children's mental health

	Under responsive observations 'It just feels like a buzz'	Over responsive observations 'It feels like too much'	Possible strategies
Tactile (Touch)			
Visual (Sight)			
Auditory (Hear)			
Olfactory (Smell)			
Gustatory (Taste)			
Proprioception			
Interoception			

The Positive Partnerships Sensory Tool is a template for recording observations and strategies. It is not a diagnostic tool. It is intended to be used by professionals and parents/caregivers to record observations and strategies. It is not intended to be used by children or young people.



<https://www.positivepartnerships.com.au/resources/practical-tools-information-sheets/sensory-resources>



Upcoming webinars

45 minutes

1 JUL Understanding sensory processing Online

45 minutes

1 JUL Understanding sensory processing Online

45 minutes

15 JUL Sensory processing strategies Online

45 minutes

15 JUL Sensory processing strategies Online

Resources



positivepartnerships.com.au



LinkedIn [positivepartnerships](https://www.linkedin.com/company/positivepartnerships)



Instagram [@positivepartnerships](https://www.instagram.com/positivepartnerships)



Threads [@PositivePartnerships](https://www.threads.net/@PositivePartnerships)



pinterest.com.au/PositivePartnershipsAustralia/



facebook.com/PositivePartnershipsAU

Feedback & Questions



Which Positive Partnerships activity did you recently complete?

Webinar ☒

Module ☐

Understanding Sensory Processing Pt 1 ☒



<http://tiny.cc/PP-onlinefeedback>