

使用视觉辅助技巧

怎样使用视觉辅助技巧

视觉辅助技巧可以帮助你与子女沟通，也可以帮助子女与你沟通。孩子同时听到说话和看到实物，可以帮助他们理解和学习。

为什么视觉辅助技巧可行：

视觉信息是永久的提示

视觉辅助技巧发出语言和非语言双结合的信息

视觉辅助技巧包含了字词、标志、符号、物件

视觉辅助技巧减少了语言信息，以致视觉信息更清晰

首先问自己：

我的孩子有些什么困难？

我的孩子喜欢什么？

我的孩子有些什么兴趣？最擅长的是什么？

我的孩子已经懂得做些什么？

谁都可以制作视觉辅助工具和使用视觉辅助技巧。以下是一些参考意见：



利用物件向孩子展示
要做什么




使用肢体动作、
声音高低变化和手势



拍下地方和人物的照片



图文并用



制作检查清单



以孩子自己或孩子喜
爱的角色代入故事



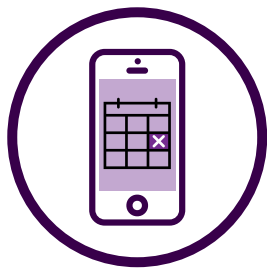
在网上搜寻图像




用颜色对日常事务
和指示分类



制作漫画书：
使用火柴人和 对话
泡泡边画边讲故事



计时器、时间表等电
话應用程式



和孩子一次只做一件事

若您担心子女的发育成长，应该找你的医生或可以帮助子女的专业人员。和别人交谈会比“等等再说”有用。

Using Visual Supports

How to use visual supports

Visual supports can help you to communicate with your child and help your child to communicate with you. If children hear and see things at the same time it can support them to understand and learn.

Why they work:

- Visual messages are a permanent reminder
- They give a verbal and non-verbal message
- They include words, signs, symbols and objects
- They limit verbal messages to make the visual message clearer

First, ask yourself:

- What does my child find difficult?
- What does my child like?
- What are my child's interests and what is he or she really good at?
- What can my child already do?


Anyone can make and use visual supports. Here are some ideas for you:



use objects to show your child what to do



use body movements, voice range and gestures



take photos of places and people



put words with pictures



make checklists



social story – use your child or your child's favourite character



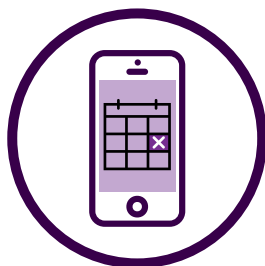
find images on the internet




colour code routines and instructions



make a comic book script: draw and tell the story as you go, using stick figures and speech bubbles



apps on phones, i.e. timers, schedules



do one thing at a time with your child

If you are concerned about your child's development, see your doctor or a professional that helps your child. It is better to talk to someone than to 'wait and see'.