

Technology and Online Learning webinar




pp positive
partnerships

1

Acknowledgement

We begin by acknowledging and paying our respects to the Traditional Custodians of the Country we meet on today. We pay tribute to them and their Elders, both past and present, and to future leaders. We welcome all Aboriginal and Torres Strait Islander people here with us today.



pp positive
partnerships

2

Welcome



Craig Smith
Facilitator




Alison Macrae
Moderator




3


Webinar intentions




Creative ways for teachers, students and parents to work collaboratively using online platforms



Digital tools that connect with different strengths and interests our children have



Planning, timetable and scheduling tools to help organise the day



4

What is Online Learning?

Education that takes place using the Internet.

Due to current events, Online Learning has very quickly become a big part of the lives of many young people across Australia and the world.




5

How are schools and homes connecting?



Online Classrooms
(for example, Google Classroom)



Hard copy / e-mailed
tasks and activities



Video Conferencing
(for example, Zoom, FaceTime,
Google Hangouts)


6

Online Classrooms

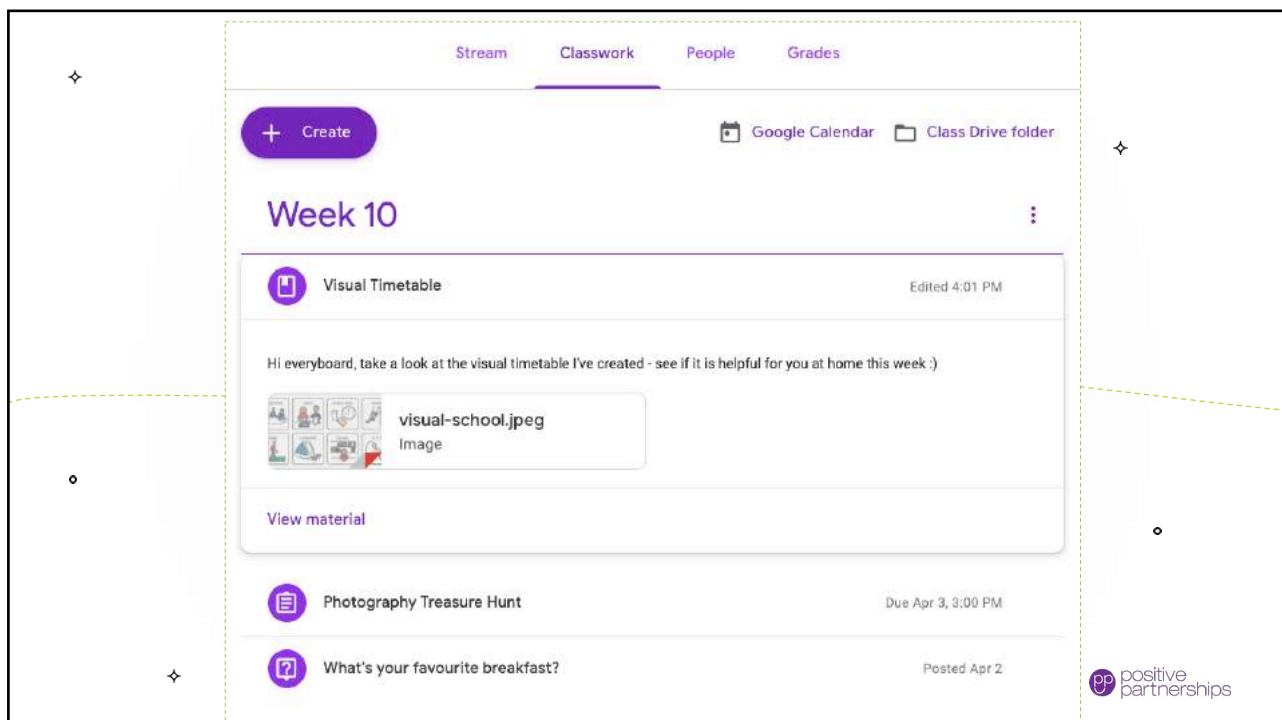
Spaces where teachers can store work activities and resources for students and families to access from home.

Opportunities for teachers and families to communicate with each other.

Video chat capabilities.




7




8


Today < > April 2020			
	MON	TUE	WED
	6	7	8
GMT+10 9 AM			
7 AM			
8 AM			
9 AM	Morning Circle Check-In 9 – 10am	Morning Circle Check-In 9 – 10am	Morning Circle Check-In 9 – 10am
10 AM	Literacy / Reading 10 – 11am	Literacy / Reading 10 – 11am	Literacy / Reading 10 – 11am
11 AM	Morning Tea 11am – 12pm	Morning Tea 11am – 12pm	Morning Tea 11am – 12pm
12 PM	Numeracy 12 – 1pm	Numeracy 12 – 1pm	Numeracy 12 – 1pm
1 PM	Lunch 1 – 2pm	Lunch 1 – 2pm	Lunch 1 – 2pm
2 PM	Science / Afternoon Catch Up 2 – 3pm	Science / Afternoon Catch Up 2 – 3pm	Science / Afternoon Catch Up 2 – 3pm
3 PM			

9



Google Meet





10

Online Learning considerations

Does my child need to be on the computer all day?

How will students access online learning if they have difficulty reading?

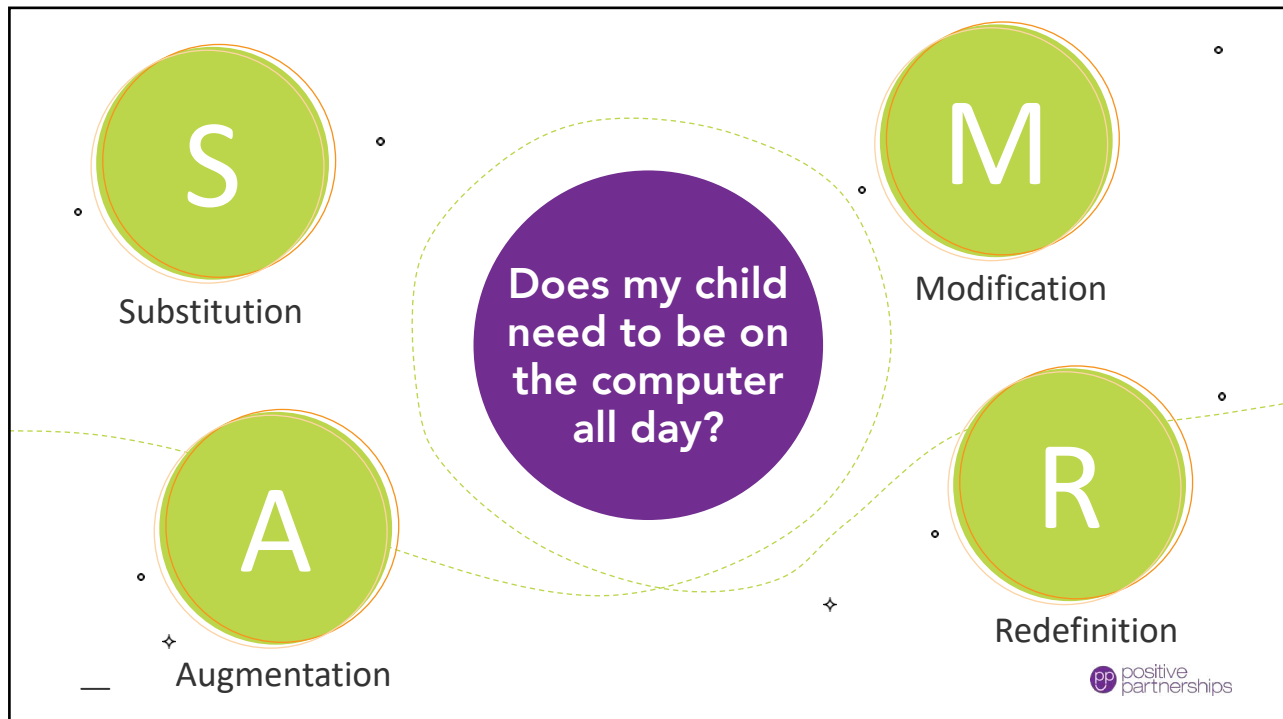
How does my child best share their learning?

What sort of tasks should I set for students to complete at home?







positive partnerships

11



12

 <p>S</p> <p>Substitution</p> <p>Reading a book on the computer and typing a report in Google Docs</p>	 <p>A</p> <p>Augmentation</p> <p>Reading a book with animations and sound effects and typing a report with images from Google</p>	 <p>M</p> <p>Modification</p> <p>Reading a book using accessibility tools such as text-to-speech and writing a report using dictation tools</p>	 <p>R</p> <p>Redefinition</p> <p>Following the plot of a book by playing through a narrative in Minecraft, and then creating additional chapters by creating new scenes in Minecraft</p>
---	--	---	---

positive partnerships

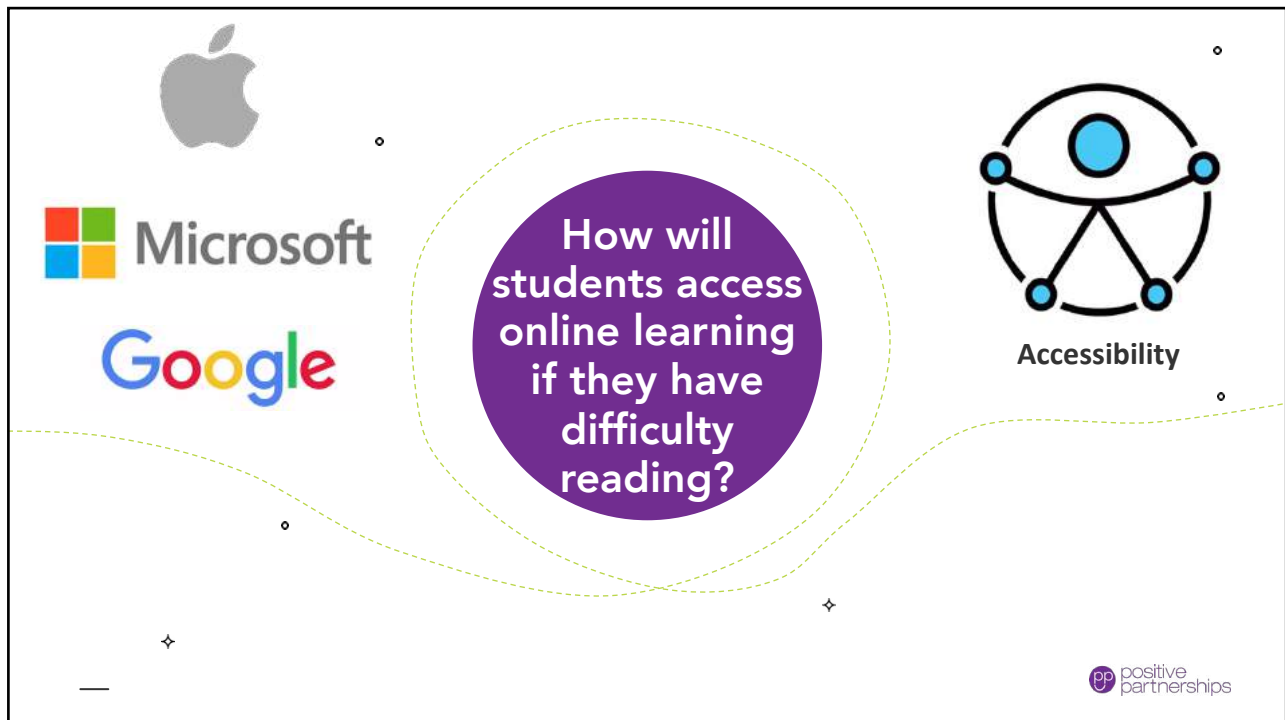
13

Use your devices (computer, mobile devices) for learning experiences that you can't otherwise have using traditional resources. This will stop technology from just being a 'substitute' and will turn it into a real tool of accessibility and invention.



positive partnerships

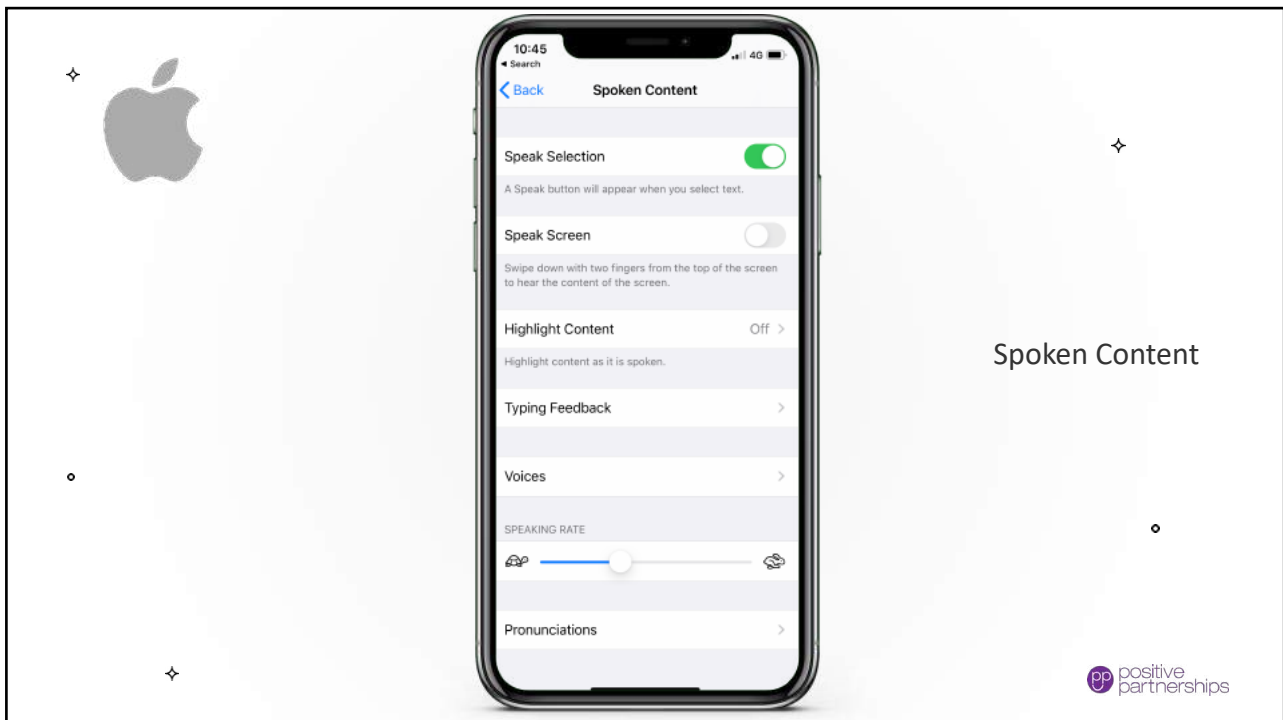
14



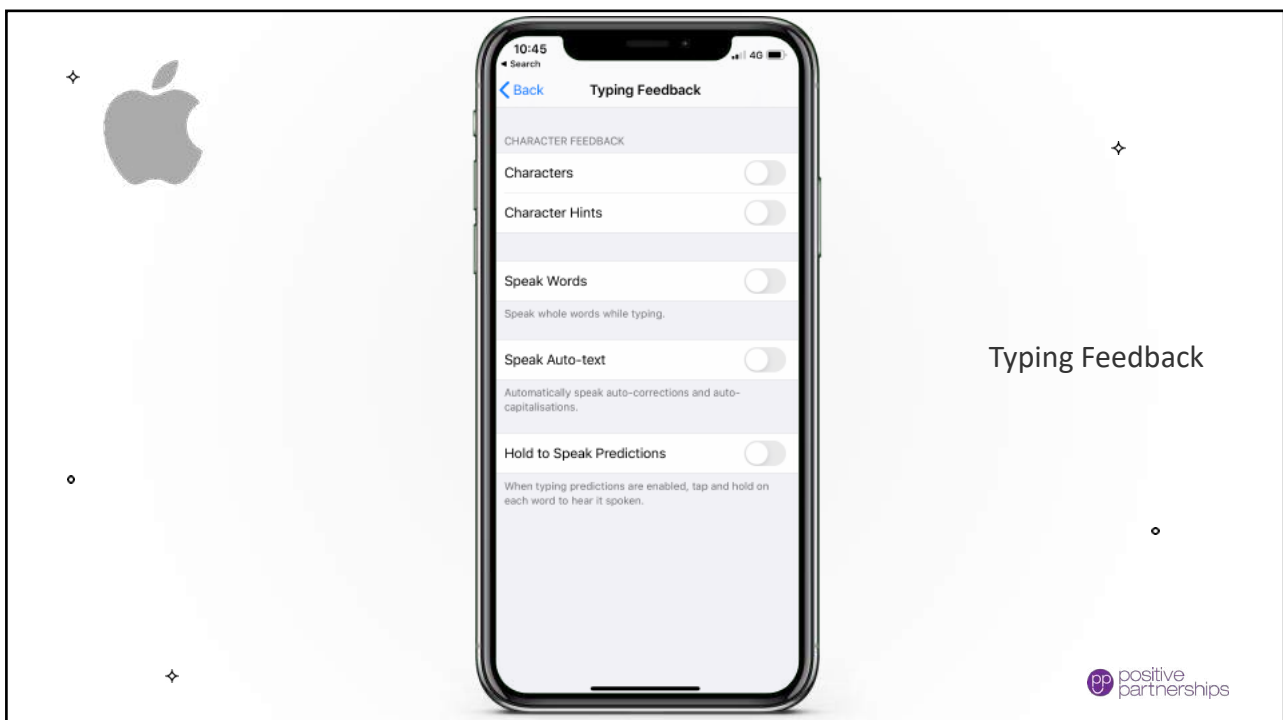
15



16



17



18

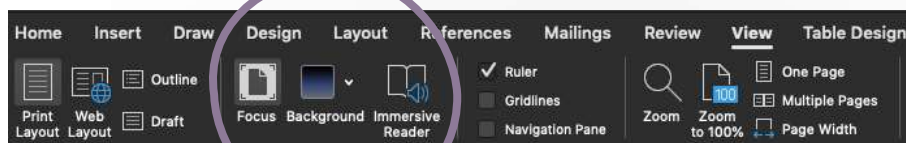


Learning Tools

Immersive Reader



19

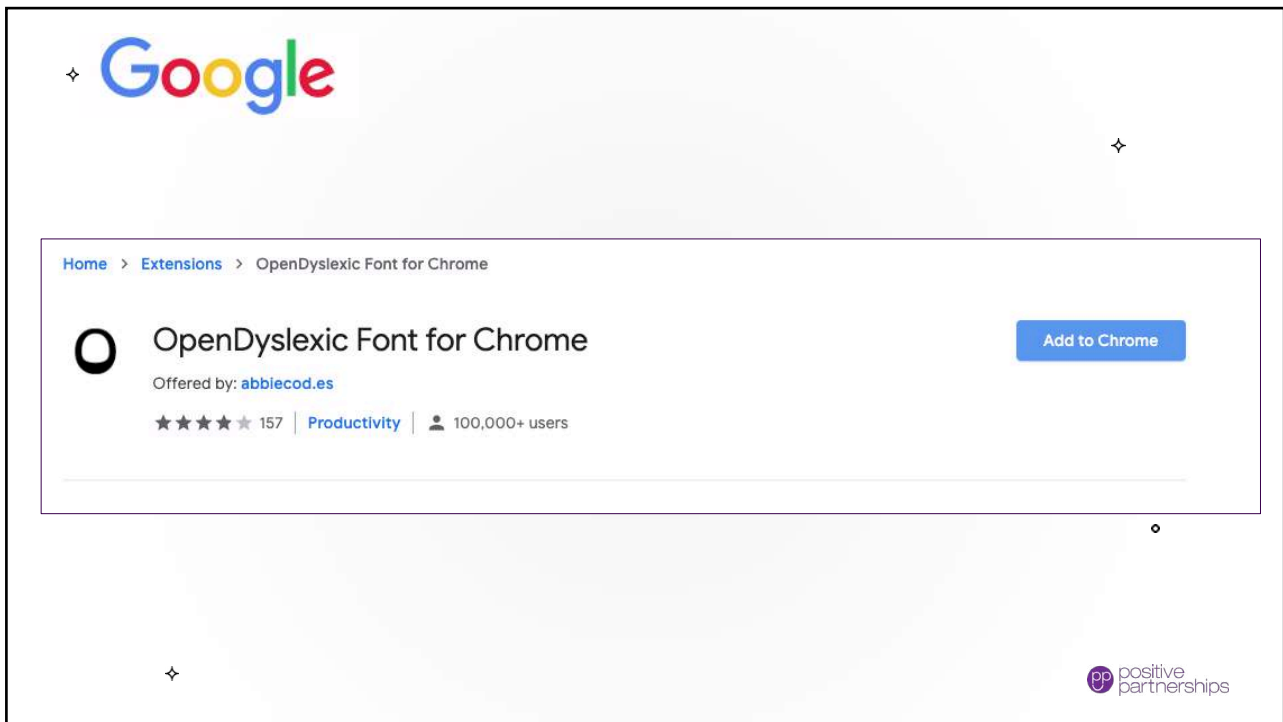


Learning Tools

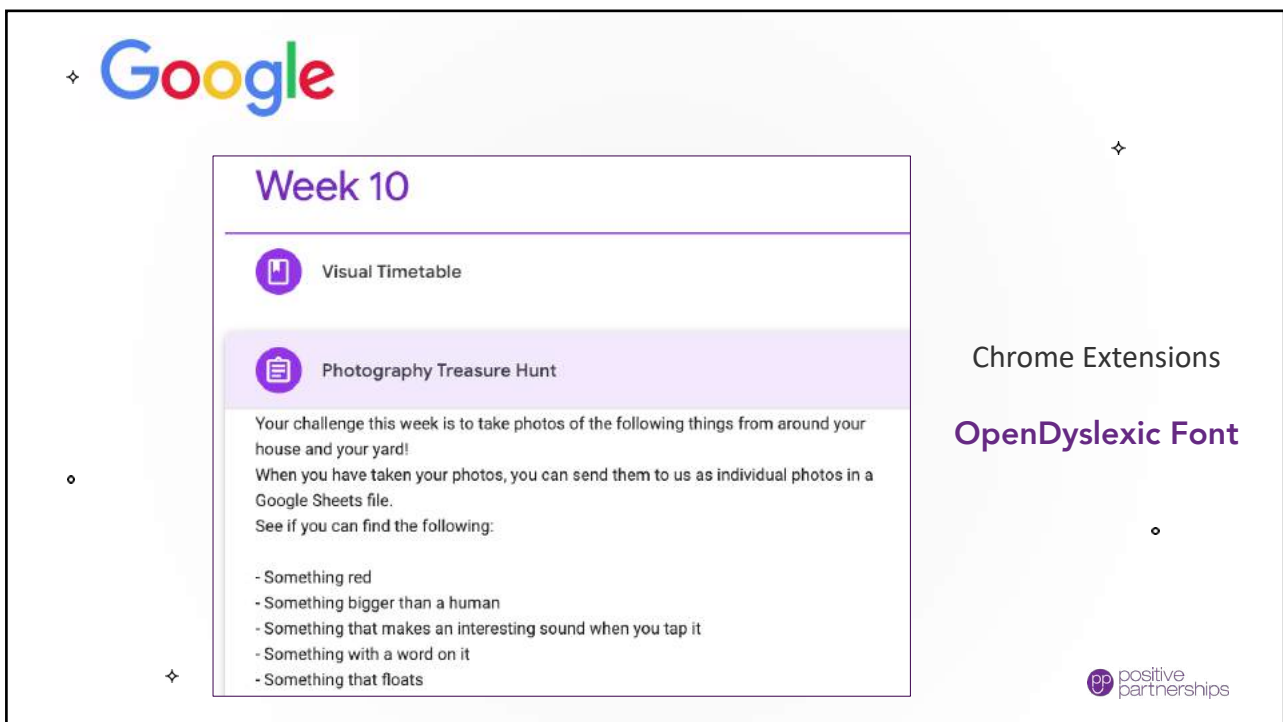
Immersive Reader



20



21



22

TYTO ONLINE



<https://www.tytoonline.com>

positive partnerships

25

What sort of tasks should I set for students to complete at home?



positive partnerships

26

Learning experiences that capitalise on the rare opportunity for teachers and parents to collaborate in the home environment

Lessons that challenge the student to excel with the benefit of the home environment



Tasks that build on strengths and interests that the student can engage with at home

Opportunities to foster time with family, skills of independence, and activities that utilise bits and pieces from around the home















27



28

HOMEWORK GRID

Student : _____ Parent : _____ Teacher : _____

Play a game with an adult.  _____ will play Wii with his mum. X1 p/w	Physical Activity  _____ goes to swimming lessons weekly.	Cooking  _____ will set the table once per week.
Read  _____ will read a chapter from his Pokémon novels. X3 p/w	Be read to  _____ and _____ will read a bedtime story to _____ twice per week.	Project Research  _____ will continue his interest in exploring bugs and using his microscope
Tell parents something you were taught.  _____ will share his home diary with parents each afternoon. X5 p/w	Housework  _____ will be like Broom Kirby and clean his room X3 p/w.	Computer / Technology  _____ will work on his Pokedex website. X1 p/w
Meditation / Relaxation  _____ will relax on his Pokémon beanbag X5 p/w	Shopping  _____ will push the trolley during shopping. X1 p/w	Cultural  _____ will go to the museum and the Hunter Valley zoo on alternate fortnights.

positive partnerships

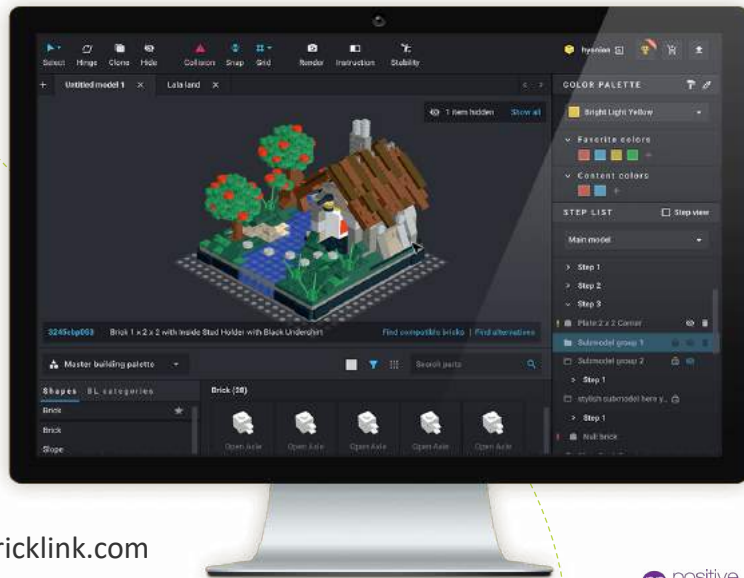
29



30



Bricklink



<https://www.bricklink.com>

positive partnerships

31

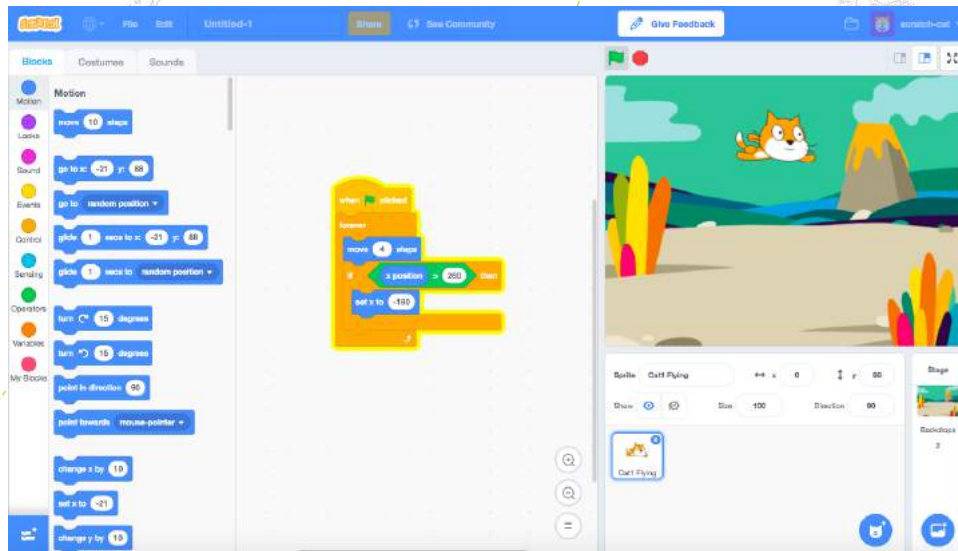
Niche



32

<https://scratch.mit.edu>



Scratch




33

MaKey
MaKey

<https://makeymakey.com>



34



iMovie

KineMaster


Tips for filming:

- Always film horizontal
- Use a tripod and a phone mount
- Always film more than you need
- Editing makes everything better
- Natural light is your friend
- Add voice overs later in a quiet room

positive partnerships

35

Scheduling Tools



positive partnerships

36

Choiceworks Calendar



<https://beevisual.com>



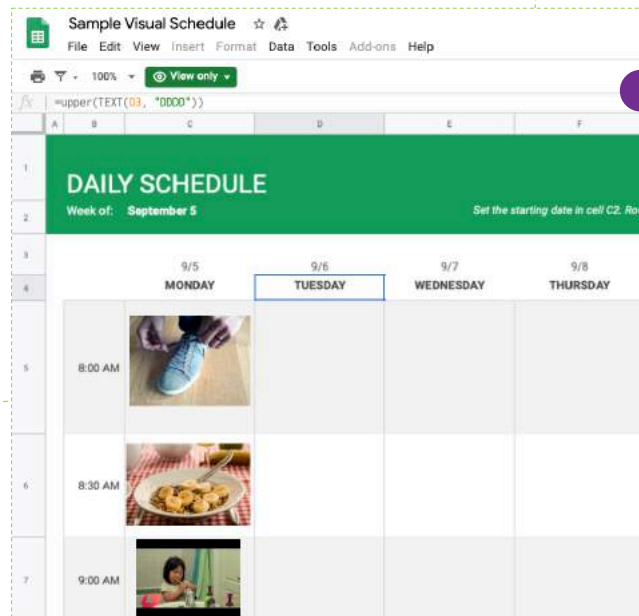
positive partnerships

37

Google Sheets



<https://docs.google.com>



positive partnerships

38

Pomodoro Technique




<https://pomofocus.io>

positive partnerships

39

Noisli



<https://noisli.com>

positive partnerships

40

